


Statewide Marking Guidelines for Facility Owners



The following Statewide Marking Guidelines may be used by member facility owners

- Width of each mark should be approximately 2"
- Length of each mark should be approximately 12" – 18"
- Distance between marks depends on site conditions, but no greater than 20'
- Company identification painted at reasonable intervals to allow quick identification
- End marks should contain arrows if line continues
- **The size of any painted text will not qualify to expand the tolerance zone**

Marking Samples (Company names used below are for illustrative purposes only)

LINE

←

NICOR

—

8"

→

Any single facility less than 12" in diameter.

←

ATT/D

—

COND 6"

→

Single conduit



OVERSIZED

⊥

NAP 42"

⊥

Any facility 12" or greater in diameter. Marks should represent outside edges of facility.



HIGH PRESSURE GAS LINES

←

NGP


—

8" HP

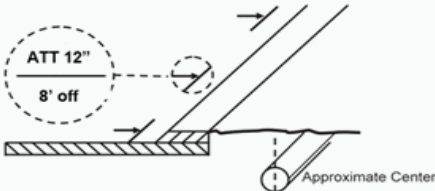
→

Company should indicate that the line is high pressure gas.





OFFSETS



Used when marks cannot be placed directly above buried facility.



BURIED SPLICES, VALVES, MANHOLE LIDS




Circle should represent approximate size of buried facility.



CORRIDOR




Used when multiple facilities cannot be specifically delineated. Mark should represent located outside edges and number of facilities whenever possible.




DUCT PACKAGE

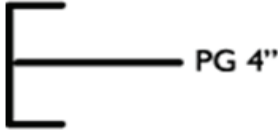


Marks should represent outside edges of facility whenever possible.





TERMINATION POINT





NO CONFLICT


NO/COMED
NICOR/OK

Recommend company name with the word NO.

Recommend company name with the word OK.



STREET LIGHTS





TRAFFIC CONTROL



